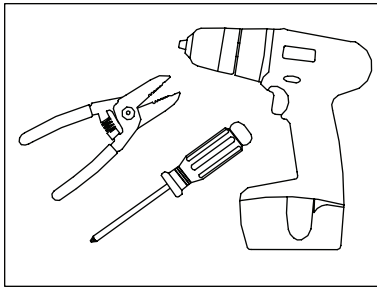
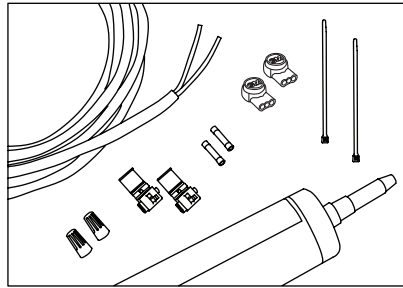


Self Contained 20 Power Supply

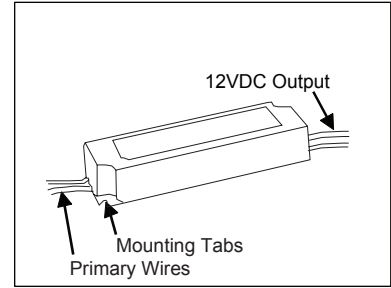
Installation Guide



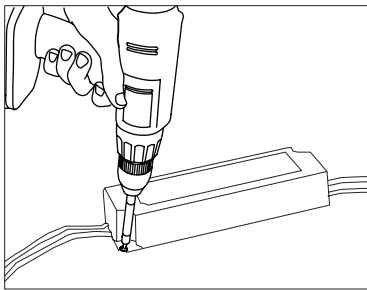
1. **Tools required:** Wire strippers, drill and screwdriver



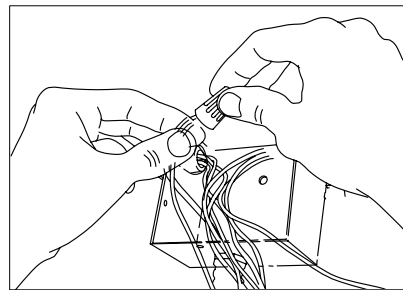
2. **Supplies required:** Conduit and electrical enclosure for Power Supply if not placed in a sign with polycarbonate face material, #8 or #10 pan head screws, UL listed PLTC cable, electrical wire connectors (eg. wirenuts), 1/2" locknuts, silicone Europe: Junction box, M3 pan head screws, PLTC cable, silicone, 3M Scotchloc connectors



3. **Power Supply:** Identify primary wires, secondary wires and location of mounting tabs



4. **Mount Power Supplies:** Use mounting tab in corner to secure Power Supply.



5. **Connect Primary Wires:** Have a licensed electrician connect primary.

NOTE: Power supply operating temperature is -40° to 60° C. Power supply must be mounted in an enclosure (i.e. transformer can). Power supplies must have 2" (50mm) of space on each side and 2" (50mm) minimum from top of enclosure. If mounted inside a sign cabinet, UL requires that the cabinet has a polycarbonate face.

Ensure power supplies are not overloaded by verifying output current is less than 1.6 DC Amps.

It is recommended to use photo-cells or light sensors to prolong the life of the power supply and to keep the unit at maximum operating efficiency.

TROUBLESHOOTING

If sign is not functioning properly, check the following:

- Primary voltage is between 100-240 VAC
- Secondary voltage is 12VDC
- Output current is 1.6 Amps or less
- Power supply is not overloaded (see power supply capacity chart in product installation guide or www.SloanLED.com)
- There are no shorts in secondary wiring
- All secondary connections are RED-TO-RED and BLACK-TO-BLACK

SloanLED products carry a limited warranty. For complete details refer to the warranty policy found at <http://sloanled.com/pdf/warrantypolicy.pdf>.



Some or all of the products shown are covered by U.S. and foreign patents pending and covered by one of more of the following U.S. patents issued: 6776504, 6969179, 7192157, 6932495, 7241031



5725 Olivas Park Drive • Ventura, CA 93003 USA
805.676.3200 Fax: 805.676.3206
www.SloanLED.com • info@SloanLED.com

For customer service and technical support, contact
888.747.4LED (888.747.4533)